

Scaled data based on original data using
LM-79-08 Approved Method: Electrical and Photometric Measurements of Solid-
State Lighting Products

Test Report Prepared for
Cooper Lighting Solutions
(formerly Eaton)

Brand: STREETWORKS

Report Number: P316687

Luminaire Tested: **GAN-SA3C-722-U-5MQ**

Issue Date: 3/3/2020

Test Information

Test Method: LM-79-08
Report Number: P316687
TEST IS SCALED FROM IESNA LM-79-08 TEST DATA (G2-1903-205-6)
Test Lab: INNOVATION CENTER
Issue Date: 3/3/2020
Manufacturer: COOPER LIGHTING SOLUTIONS (FORMERLY EATON)
Product Line: STREETWORKS
Catalog Number: GAN-SA3C-722-U-5MQ
Description: GALLEON AREA AND ROADWAY LUMINAIRE
(3) 70 CRI, 2200K, 1050mA LIGHTSQUARES WITH 16 LEDS EACH AND TYPE V
MEDIUM OPTICS
Light Source: -
Ballast/Driver: ELECTRONIC DRIVER

Summary

Lumens per Lamp: N/A
Luminaire Lumens: 16675 lumens
Efficiency: N/A
Efficacy: 100.5 lumens/watt
Luminous Opening: Rectangular (W 1' x L: 1' x H: 0')
IES Classification: Type V - Short
BUG Rating: B4 - U0 - G2

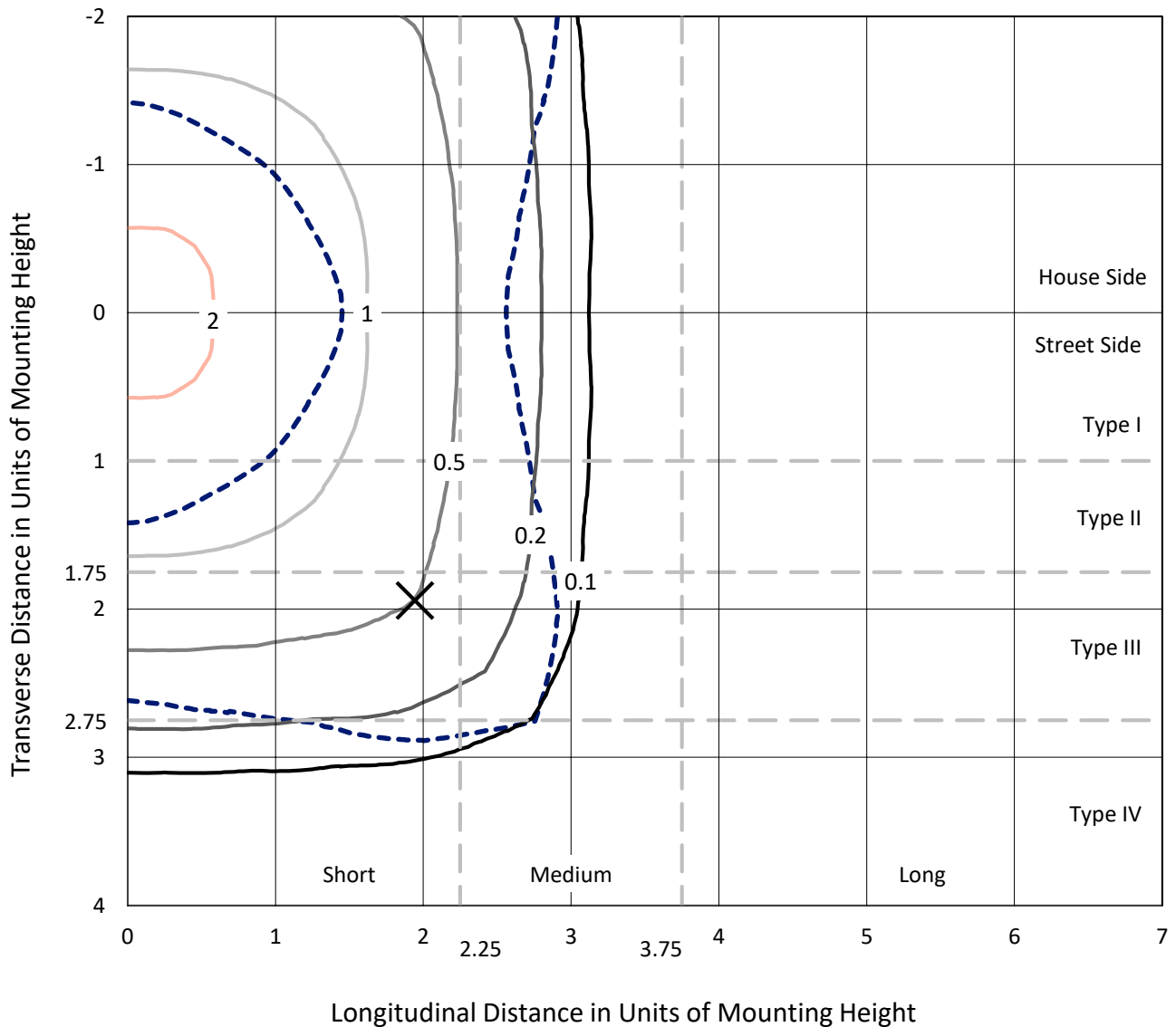
Input Watts (W): 166
Input Voltage (V): NR
Input Current (Ain): NR
Voltage Rise (V): NR
Power Factor: NR
Total Harmonic Distortion (THDi): NR
Frequency (hertz): 60
Stabilization Time: NR
Operation Time: NR
Ambient Temperature (°C): NR
Test Distance: 24 FT



REPORT NUMBER: P316687
 CATALOG NUMBER: GAN-SA3C-722-U-5MQ

Iso-Footcandle Lines of Horizontal Illumination

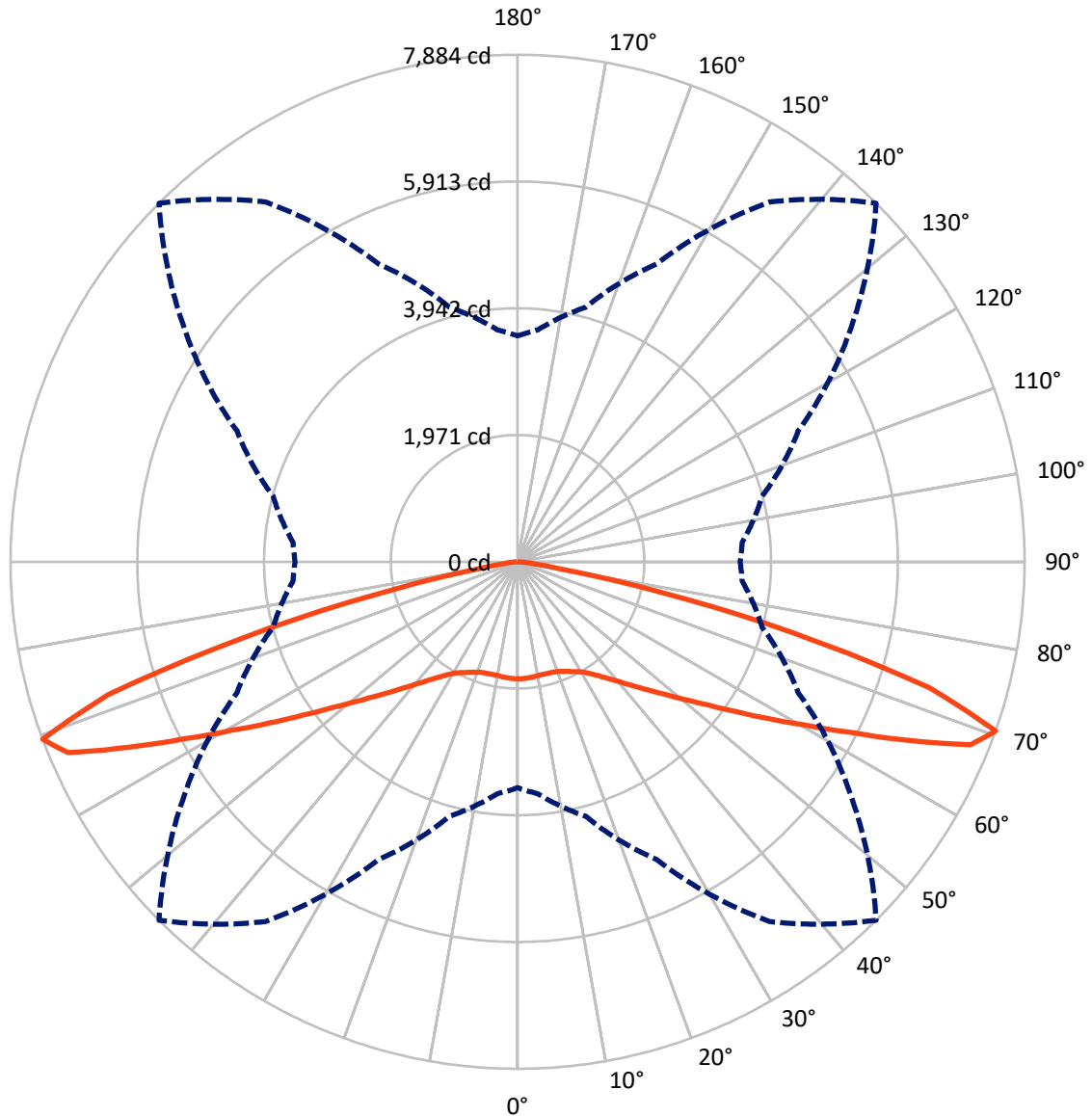
✕ Max cd
 - - - 1/2 Max cd



Based on 25 foot mounting height. Maximum calculated value = 2.9 fc
 Type V - Short - N/A

REPORT NUMBER: P316687
CATALOG NUMBER: GAN-SA3C-722-U-5MQ

Luminous Intensity Polar Plot



— Vertical Plane Through 45-Deg Lateral - - - Horizontal Cone Through 70-Deg Vertical

REPORT NUMBER: P316687
 CATALOG NUMBER: GAN-SA3C-722-U-5MQ

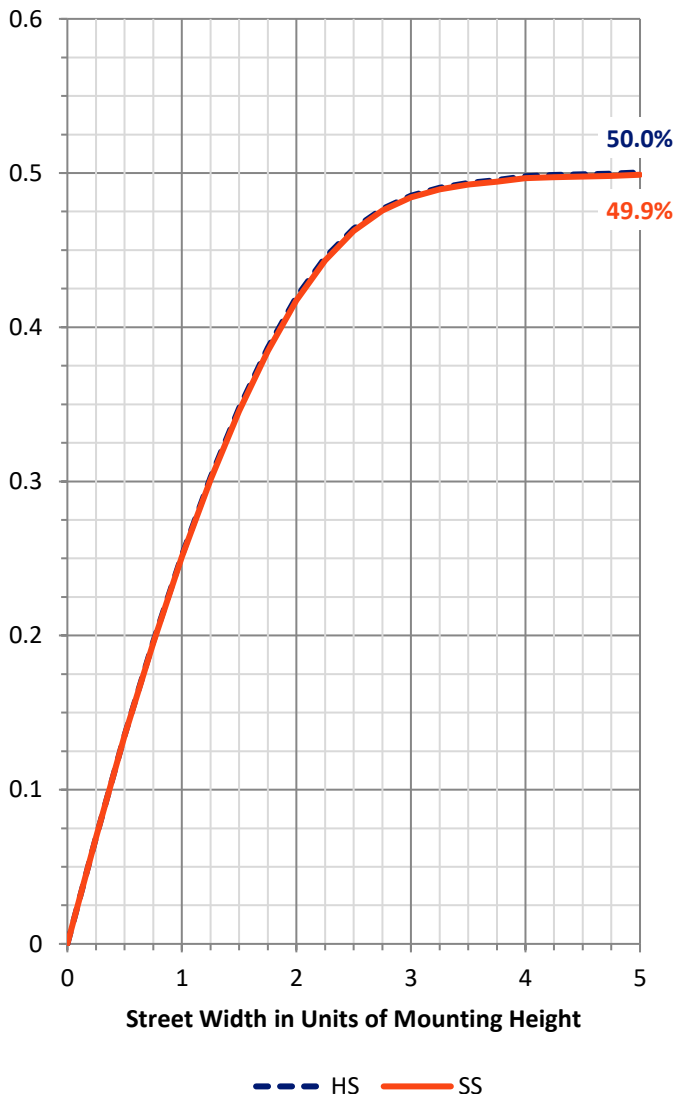
FLUX DISTRIBUTION:

		Downward	Upward	Total
House Side	Lumens	8337.5	0.0	8337.5
	% Fixture	50.0	0.0	50.0
Street Side	Lumens	8337.5	0.0	8337.5
	% Fixture	50.0	0.0	50.0
Total	Lumens	16675.0	0.0	16675.0
	% Fixture	100.0	0.0	100.0

ZONAL LUMENS:

Zone	Lumens	% Fixture
0°-10°	172.5	1.0
10°-20°	506.4	3.0
20°-30°	862.0	5.2
30°-40°	1367.1	8.2
40°-50°	2224.7	13.3
50°-60°	3668.2	22.0
60°-70°	5385.0	32.3
70°-80°	2381.2	14.3
80°-90°	107.8	0.6
90°-100°	0.0	0.0
100°-110°	0.0	0.0
110°-120°	0.0	0.0
120°-130°	0.0	0.0
130°-140°	0.0	0.0
140°-150°	0.0	0.0
150°-160°	0.0	0.0
160°-170°	0.0	0.0
170°-180°	0.0	0.0
0°-90°	16675.0	100.0
0°-180°	16675.0	100.0

Coefficient of Utilization

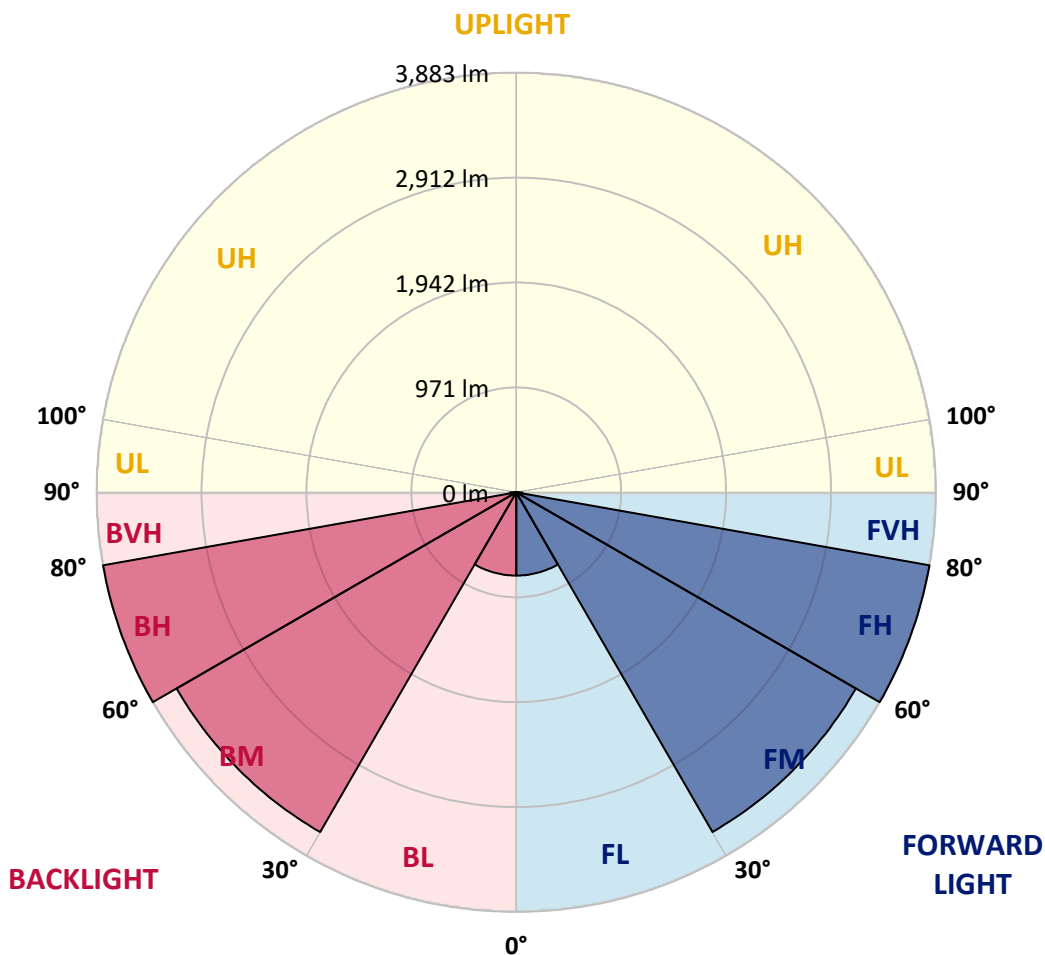


REPORT NUMBER: P316687
 CATALOG NUMBER: GAN-SA3C-722-U-5MQ

LUMINAIRE CLASSIFICATION SYSTEM LUMEN TABLE AND BUG RATING:

Zone	Lumens	% Fixture	Zone Rating/Lumen Limit		
			B	U	G
FL (0°-30°)	770.4	4.6			
FM (30°-60°)	3630.0	21.8			
FH (60°-80°)	3883.1	23.3			G2/5000
FVH (80°-90°)	53.9	0.3			G1/100
BL (0°-30°)	770.4	4.6	B2/1000		
BM (30°-60°)	3630.0	21.8	B3/5000		
BH (60°-80°)	3883.1	23.3	B4/5000		G2/5000
BVH (80°-90°)	53.9	0.3			G1/100
UL (90°-100°)	0.0	0.0		U0/0	
UH (100°-180°)	0.0	0.0		U0/0	

BUG Rating: B4-U0-G2
 Type V Short





REPORT NUMBER: P316687

CATALOG NUMBER: GAN-SA3C-722-U-5MQ

CANDELA DISTRIBUTION (FULL):

	0°	5°	15°	25°	35°	45°	55°	65°	75°	85°	90°
0°	1821.2	1821.2	1821.2	1821.2	1821.2	1821.2	1821.2	1821.2	1821.2	1821.2	1821.2
2.5°	1818.4	1816.8	1820.6	1820.1	1816.8	1817.3	1817.3	1819.0	1819.0	1817.9	1817.9
5°	1811.8	1810.7	1815.1	1815.1	1811.8	1812.9	1814.0	1815.7	1815.1	1814.0	1813.4
7.5°	1803.5	1803.0	1807.4	1807.4	1805.2	1806.3	1805.2	1805.7	1804.6	1803.5	1801.9
10°	1789.7	1790.8	1794.7	1795.8	1795.8	1796.3	1795.2	1792.5	1790.8	1789.2	1787.5
12.5°	1777.0	1776.5	1782.0	1784.7	1789.2	1794.1	1790.8	1783.1	1779.8	1776.5	1775.4
15°	1768.7	1769.3	1774.8	1779.8	1787.5	1798.0	1794.1	1782.0	1775.4	1771.5	1770.4
17.5°	1767.1	1768.2	1775.4	1784.2	1792.5	1804.1	1801.9	1789.7	1778.7	1771.5	1769.8
20°	1770.9	1771.5	1782.5	1795.2	1809.6	1820.6	1815.7	1802.4	1787.5	1776.5	1773.7
22.5°	1778.1	1780.3	1794.1	1814.0	1836.1	1851.0	1844.9	1822.3	1799.1	1785.3	1781.4
25°	1800.8	1801.3	1820.1	1847.1	1873.6	1890.7	1883.5	1851.5	1821.7	1806.3	1801.3
27.5°	1847.7	1849.3	1868.1	1899.5	1922.2	1933.2	1928.8	1902.8	1877.5	1860.9	1862.6
30°	1915.5	1917.7	1938.7	1973.5	1987.3	1990.0	1988.9	1976.8	1953.6	1931.5	1933.2
32.5°	1998.3	1999.4	2027.6	2059.0	2070.1	2072.3	2070.1	2059.0	2031.4	2001.6	2003.3
35°	2104.8	2108.1	2135.2	2165.5	2174.4	2178.8	2174.9	2160.6	2131.9	2102.6	2101.5
37.5°	2236.2	2236.7	2264.9	2296.3	2307.4	2308.5	2304.1	2294.7	2258.8	2232.3	2230.7
40°	2388.5	2390.7	2423.8	2457.5	2461.9	2456.9	2463.0	2457.5	2420.5	2390.1	2395.1
42.5°	2573.9	2578.9	2618.6	2651.7	2639.0	2636.3	2640.1	2641.8	2612.0	2575.0	2571.7
45°	2789.7	2794.1	2843.8	2870.3	2862.0	2843.8	2851.5	2864.8	2823.4	2777.6	2782.0
47.5°	3035.8	3046.9	3099.9	3124.7	3104.3	3079.4	3094.3	3114.2	3065.6	3008.8	3006.0
50°	3309.6	3323.4	3394.0	3428.8	3408.3	3362.5	3387.4	3400.6	3330.5	3257.1	3251.1
52.5°	3601.5	3615.3	3704.1	3775.9	3762.6	3691.5	3726.2	3712.4	3631.9	3533.1	3525.3
55°	3932.1	3937.6	4033.6	4149.5	4162.8	4110.3	4108.1	4085.5	3966.3	3852.0	3846.5
57.5°	4272.0	4275.9	4400.1	4536.9	4599.3	4599.3	4537.5	4489.5	4331.1	4198.6	4184.8
60°	4639.0	4652.8	4790.2	4976.2	5121.9	5164.9	5055.7	4924.9	4752.7	4591.0	4575.0
62.5°	4965.7	4981.7	5192.0	5469.0	5703.0	5859.8	5592.6	5379.6	5066.2	4806.8	4776.4
65°	5007.1	5050.2	5356.4	5858.1	6381.8	6694.7	6182.6	5657.8	5086.6	4726.2	4695.3
67.5°	4572.8	4645.6	5059.5	5840.4	6922.7	7594.3	6559.5	5498.8	4720.1	4321.7	4287.5
70°	3513.8	3619.7	4097.1	5108.7	6829.4	7884.0	6323.3	4814.0	3935.4	3506.6	3458.6
72.5°	1927.7	1971.3	2400.6	3498.3	5475.1	6699.7	5274.2	3559.6	2609.8	2123.6	2043.0
75°	611.5	626.9	845.5	1431.5	3097.1	4437.6	3350.4	1747.2	961.9	709.2	700.9
77.5°	271.5	273.2	305.7	417.8	1066.8	2248.3	1281.4	475.7	327.8	286.4	295.8
80°	171.6	171.6	189.3	207.0	290.3	652.9	346.6	226.3	193.2	179.4	183.2
82.5°	82.2	91.1	123.1	132.4	159.5	219.6	177.7	147.9	129.1	96.0	89.4
85°	54.1	45.3	77.8	87.7	92.7	105.4	103.2	97.7	84.4	48.0	53.5
87.5°	24.3	23.2	40.3	37.0	34.8	26.5	39.7	49.1	47.5	23.7	23.7
90°	0.0	0.0	0.0	0.0	0.0	0.0	0.0	0.0	0.0	0.0	0.0

(END OF REPORT)